

# Sound health for earth causes

TRACK ANALYTICS REPORT 2023 | SEMESTER 01



# Opening letter to our supporters

Dear Earth Echo Allies,

We extend our heartfelt gratitude for taking the time to review our inaugural semester report detailing how track performance contributes to funds for wildlife causes. As you peruse this report, you'll notice that the received funds so far are modest. Nevertheless, as a united collective, we deemed it crucial to transparently share this information with our supporters, providing a clear insight into how *'listens'* online translate into tangible impacts on our planet.

Since our online debut in March 2023, we've invested substantial personal resources into our operations, striving to bring auditory wellness to all those in need. Our vision is to establish a sustainable enterprise through grassroots efforts that give back to the Earth and its wildlife. We operate as a dedicated and diligent small team, endeavouring to construct an honest, pay-it-forward business model rooted in a circular economy. We have confidence that as we progress into 2024, with new developments, installations, more events, and an enriched audio library, we will continue to expand our supporter base and ultimately transform this venture into a sustainable and influential force for good in the world.

We wish to express our deepest gratitude to each and every one of you who has contributed to our cause. The journey has been marked by challenges, yet

it has also been incredibly gratifying to know that our efforts are directed towards the betterment of human health and our planet. While many corporations and businesses adversely impact our planet through consumption, here at Earth Echo, we aspire to build an enterprise that radiates positivity in every direction.

In light of the current funding level, which falls short of our aspirations, we have decided to defer payments to each wildlife cause until the year's end in March 2024. We have refrained from withdrawing the funds from each platform, holding them until the moment we are prepared to allocate them to the listed wildlife organisations. We pledge to keep you all promptly updated.

Wishing you all sound health and the very best,

With warm regards,

**The Earth Echo Collective,**  
Phan, Eduardo, Francisco, and Daniel.



TRACK ANALYTICS REPORT 2023 | SEMESTER 01

# Contents

Analytics Report Overview	p.4
Earth Echo Revenue Streams	p.6
Track Analytics Report Summary	p.10

# Analytics Report overview

TRACK ANALYTICS REPORT 2023 | SEMESTER 01

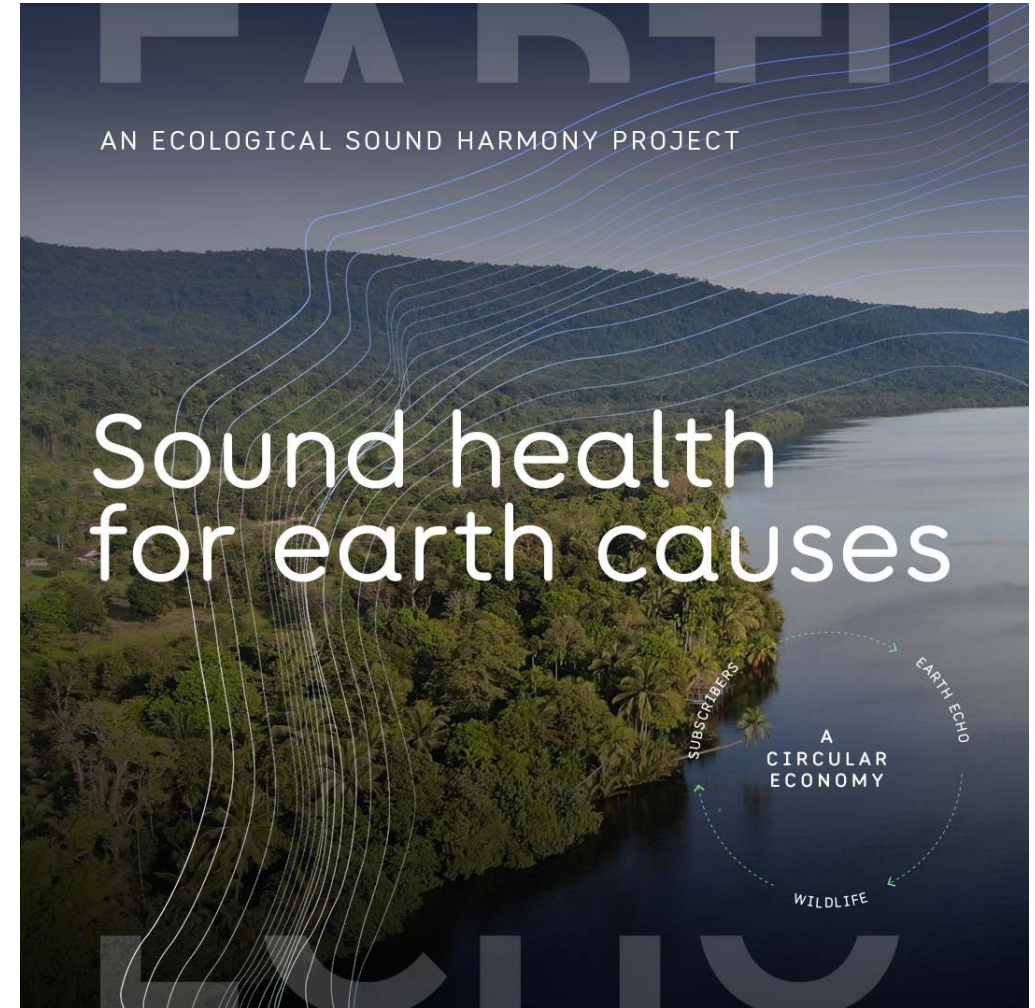
# Analytics Report Overview

## EARTH ECHO'S WILDLIFE CAUSES:

This analytics report aims to provide a transparent overview of Earth Echo's operations in our endeavour to create impactful audio content that directly supports the wildlife and habitats from which our field recordings originate. As a collective, our commitment is to uphold our promise to the causes we champion, and we do so by offering a detailed account of how the number of plays translates into contributions for the associated wildlife causes.

The report outlines the performance of our tracks across various accessible platforms, which serves as a basis for converting 'listens' into financial support for each corresponding wildlife cause, e.g. 'Cambodian Thunderstorm' is paired with the Wildlife Alliance. The total plays across all our platforms (YouTube, Soundcloud, Spotify, Bandcamp, and Amazon Music) are tallied to determine a percentage, which is then paid out from the total funding received through Earth Echo Allies (paid subscribers), purchases, and events.

The more individuals who engage with a track, the greater the financial support directed towards the paired wildlife cause.



# Earth Echo Revenue Streams

TRACK ANALYTICS REPORT 2023 | SEMESTER 01

This section highlights how funds are attributed to Wildlife causes via purchases, events and subscriptions.



# Patreon Subscribers

1ST SEMESTER  
PERIOD : FEB 2023 - AUG 2023

PATREON ANALYTICS FEB 2023 - AUG 2023

MONTH	AMOUNT CHARGED	PROCESSING FEE	PATREON FEE	EARTH ECHO SHARE	WILDLIFE CAUSE SHARE
					@20%
Feb-23	£9.00	£1.44	£0.72	£6.84	£1.37
Mar-23	£163.34	£10.17	£13.09	£136.76	£27.35
Apr-23	£177.27	£12.26	£14.22	£147.15	£29.43
May-23	£210.68	£16.47	£16.91	£173.06	£34.61
Jun-23	£220.70	£16.16	£16.56	£169.35	£33.87
Jul-23	£222.43	£16.55	£17.39	£178.12	£35.62
Aug-23	£224.26	£17.07	£17.77	£181.83	£36.37
Sep-23					
Oct-23					
Nov-23					
Dec-23					
<b>Total</b>	<b>£1,227.68</b>	<b>£90.12</b>	<b>£96.66</b>	<b>£993.11</b>	<b>£198.62</b>

N.B : Processing and patreon fees do not include currency conversion fees.

TRACK ANALYTICS REPORT 2023 | SEMESTER 01

# Bandcamp Purchases

1ST SEMESTER  
PERIOD : FEB 2023 - AUG 2023

BANDCAMP ANALYTICS FEB 2023 - AUG 2023

MONTH	PURCHASE AMOUNT	Track 1	Track 2	Track 3	Track 4	Track 5	Track 6	Track 7	TOTAL PURCHASES	BANDCAMP FEE	AMOUNT RECEIVED	PARTNER ROYALTIES	WILDLIFE CAUSE AMOUNT @20%	EARTH ECHO SHARE
		Oriental Bay Owl, Cambodia	Cambodian Thunderstorm	Oceania's Song	Tawau Hills, Borneo	Acadia, Maine USA	Laurentian Forest, Canada	Bamboo Forest, Hawaii	ALL TRACKS			20%		
Feb-23	£6.00	0	0	0	0	0	0	0	0	£0.00	£0.00	£0.00	£0.00	£0.00
Mar-23	£6.00	0	0	0	0	0	0	0	0	£0.00	£0.00	£0.00	£0.00	£0.00
Apr-23	£6.00	0	2	1	0	0	0	0	3	£0.00	£28.50	£3.42	£5.70	£19.38
May-23	£6.00	0	1	0	0	0	0	0	1	£0.00	£6.00	£0.72	£1.20	£4.08
Jun-23	£6.00	0	0	0	0	0	0	0	0	£0.00	£0.00	£0.00	£0.00	£0.00
Jul-23	£6.00	0	1	0	0	0	0	0	1	£0.00	£6.00	£0.72	£1.20	£4.08
Aug-23	£6.00	0	0	0	0	0	0	0	0	£0.00	£0.00	£0.00	£0.00	£0.00
Sep-23	£6.00									£0.00	£0.00	£0.00	£0.00	£0.00
Oct-23	£6.00									£0.00	£0.00	£0.00	£0.00	£0.00
Nov-23	£6.00													
Dec-23	£6.00									£0.00	£0.00	£0.00	£0.00	£0.00
<b>Total</b>		<b>0</b>	<b>4</b>	<b>1</b>	<b>0</b>	<b>0</b>	<b>0</b>	<b>0</b>	<b>5</b>		<b>£40.50</b>	<b>£4.86</b>	<b>£8.10</b>	<b>£27.54</b>

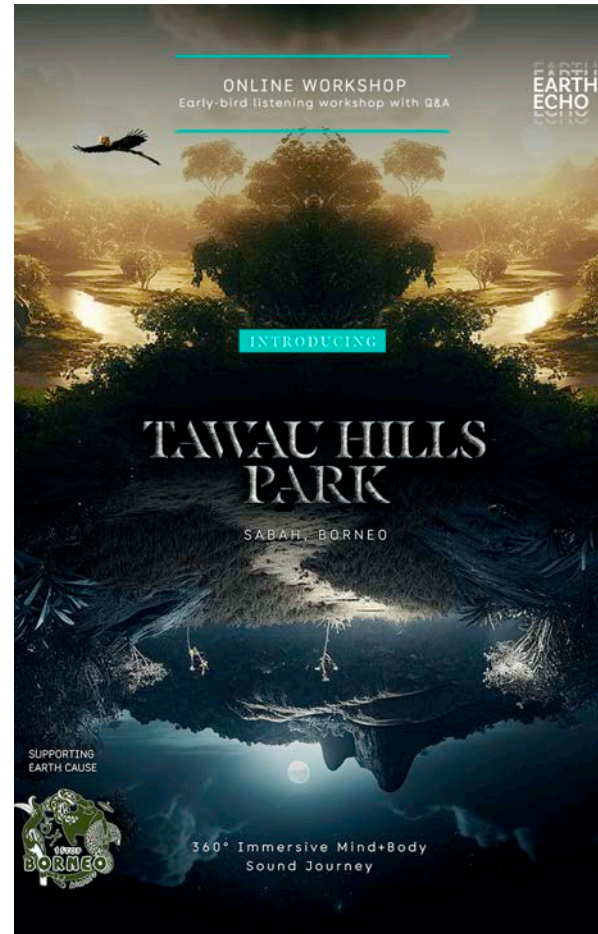


# Tawau Hills, Borneo Online Workshop

1ST SEMESTER  
PERIOD : FEB 2023 - AUG 2023

Free for our Earth Echo Allies (Patreon Subscribers) or £5 for non-subscribers. For every ticket sold, £1 is allocated to wildlife cause 1StopBorneo.  
[www.1stopborneo.org](http://www.1stopborneo.org)

Tawau Hills Park, Borneo Active Listening Workshop	
Total Paid Tickets	4
Total Earth Echo Ally Tickets (Free)	10
Total Sales	£20.00
Total Net sales	£19.48
Total allocation to 1StopBorneo	£4.00



Events > New Release: Tawau Hills, Borneo

**New Release: Tawau Hills, Borneo Early-bird Listening Workshop with ...** PUBLISHED EVENT Preview

Switch to another event

Overview Tickets Settings Features Promotion **Orders (13)** Guests (14)

**£19.48** Net sales **£20.00** Total sales **13** Orders **14** Tickets sold

**Orders** More Actions Export Order List

All Orders (13) Search...

<input type="checkbox"/>	Name	Order number	Order date	Quantity	Status	Total
<input type="checkbox"/>	[Redacted]	2TJK-GT5C-4D1	May 13, 12:46 AM	1	FREE	£0.00
<input type="checkbox"/>	[Redacted]	2TGS-F686-571	Apr 24, 7:02 PM	1	PAID	£5.00
<input type="checkbox"/>	[Redacted]	2TJM-4BMP-9RT	May 13, 10:48 AM	1	FREE	£0.00
<input type="checkbox"/>	[Redacted]	2TJM-B56D-FT1	May 13, 11:59 AM	1	FREE	£0.00
<input type="checkbox"/>	[Redacted]	2TJJ-Q39S-LBG	May 12, 8:10 PM	2	PAID	£10.00
<input type="checkbox"/>	[Redacted]	2TJK-GLSS-3KH	May 13, 12:44 AM	1	FREE	£0.00
<input type="checkbox"/>	[Redacted]	2TJB-TVZM-SCG	May 10, 8:20 PM	1	FREE	£0.00
<input type="checkbox"/>	[Redacted]	2TJK-GVRC-0L5	May 13, 12:47 AM	1	FREE	£0.00
<input type="checkbox"/>	[Redacted]	2TJM-8VKW-2HW	May 13, 11:43 AM	1	PAID	£5.00
<input type="checkbox"/>	[Redacted]	2TJM-9R7R-W4Q	May 13, 11:54 AM	1	FREE	£0.00
<input type="checkbox"/>	[Redacted]	2TJJ-POFB-C9B	May 12, 7:57 PM	1	FREE	£0.00
<input type="checkbox"/>	[Redacted]	2TJ9-3776-51P	May 10, 9:49 PM	1	FREE	£0.00
<input type="checkbox"/>	[Redacted]	2TJ6-WT99-489	May 10, 8:35 AM	1	FREE	£0.00

# Track Analytics Summary


TRACK ANALYTICS REPORT 2023 | SEMESTER 01

# 1. Oriental Bay Owl, Cambodia

1ST SEMESTER

PERIOD : FEB 2023 - AUG 2023

TRACKS PERFORMANCE BREAKDOWN



Track 1 >	Oriental Bay Owl, Cambodia					
2023	2. BANDCAMP	3. SOUNDCLLOUD	4. YOUTUBE	5.SPOTIFY	6. AMAZON MUSIC	TOTAL PLAYS
Jan-23	0	2	N/A	N/A	N/A	2
Feb-23	0	2	N/A	N/A	N/A	2
Mar-23	0	2	N/A	N/A	N/A	2
Apr-23	0	0	N/A	N/A	N/A	0
May-23	0	0	N/A	N/A	N/A	0
Jun-23	0	0	N/A	N/A	N/A	0
Jul-23	0	0	N/A	N/A	N/A	0
Aug-23	0	0	N/A	N/A	N/A	0
Sep-23			N/A	N/A	N/A	
Oct-23			N/A	N/A	N/A	
Nov-23			N/A	N/A	N/A	
Dec-23			N/A	N/A	N/A	
<b>Total</b>	<b>0</b>	<b>6</b>				<b>6</b>

# 2. Cambodian Thunderstorm, Cambodia

1ST SEMESTER

PERIOD : FEB 2023 - AUG 2023

TRACKS PERFORMANCE BREAKDOWN




Track 2 >	Cambodian Thunderstorm					
2023	2. BANDCAMP	3. SOUNDCLLOUD	4. YOUTUBE	5.SPOTIFY	6.AMAZON MUSIC	TOTAL PLAYS
Oct 22 -Jan 23	N/A	105	N/A	N/A	N/A	105
Feb-23	0	10	N/A	N/A	N/A	10
Mar-23	0	639	162	N/A	N/A	639
Apr-23	2	1,011	143	N/A	N/A	1,013
May-23	1	587	78	N/A	N/A	588
Jun-23	0	453	78	N/A	N/A	453
Jul-23	1	222	80	N/A	N/A	223
Aug-23	0	185	38	N/A	N/A	185
Sep-23				N/A	N/A	
Oct-23				N/A	N/A	
Nov-23				N/A	N/A	
Dec-23				N/A	N/A	
<b>Total</b>	<b>4</b>	<b>3,212</b>	<b>579</b>			<b>3,216</b>

# 3. Oceania's Song, Australia

1ST SEMESTER

PERIOD : FEB 2023 - AUG 2023

TRACKS PERFORMANCE BREAKDOWN



Track 3 >	Oceania's Song, Australia					
2023	2. BANDCAMP	3. SOUNDCLOUD	4. YOUTUBE	5.SPOTIFY	6.AMAZON MUSIC	TOTAL PLAYS
Jan-23		15				15
Feb-23		15				15
Mar-23		381				381
Apr-23	1	758		235	1	759
May-23	0	499	113	167	30	499
Jun-23	0	368	128	69	0	368
Jul-23	0	226	43	63	2	226
Aug-23	0	193	21	24	0	193
Sep-23						
Oct-23						
Nov-23						
Dec-23						
<b>Total</b>	<b>1</b>	<b>2,455</b>	<b>305</b>		<b>33</b>	<b>2,456</b>

# 4. Tawau Hills Park, Borneo

1ST SEMESTER

PERIOD : FEB 2023 - AUG 2023

TRACKS PERFORMANCE BREAKDOWN



Track 4 >	Tawau hills, Borneo					
2023	2. BANDCAMP	3. SOUNDCLLOUD	4. YOUTUBE	5.SPOTIFY	6.AMAZON MUSIC	TOTAL PLAYS
Jan-23						0
Feb-23						0
Mar-23						0
Apr-23						0
May-23	0	79				79
Jun-23	0	363				363
Jul-23	0	212	33			212
Aug-23	0	159	19			159
Sep-23						
Oct-23						
Nov-23						
Dec-23						
<b>Total</b>	<b>0</b>	<b>813</b>	<b>52</b>		<b>0</b>	<b>813</b>

# 5. Acadia National Park, Maine USA


1ST SEMESTER

PERIOD : FEB 2023 - AUG 2023

## TRACKS PERFORMANCE BREAKDOWN

Paired with  
Wildlife Cause

No wildlife cause for this region was responsive to our cause, so we have allocated to this pot to our tools library.



Track 5 >	Acadia National Park, USA					
2023	2. BANDCAMP	3. SOUNDCLLOUD	4. YOUTUBE	5.SPOTIFY	6. AMAZON MUSIC	TOTAL PLAYS
Jan-23						0
Feb-23						0
Mar-23						0
Apr-23						0
May-23						0
Jun-23	0	56				56
Jul-23	0	356	24			356
Aug-23	0	162	47			162
Sep-23						
Oct-23						
Nov-23						
Dec-23						
<b>Total</b>	<b>0</b>	<b>574</b>	<b>71</b>			<b>574</b>

# 6. Laurentian Forest, Canada

1ST SEMESTER

PERIOD : FEB 2023 - AUG 2023

TRACKS PERFORMANCE BREAKDOWN



Track 6 >	Laurentian Forest, Canada					
2023	2. BANDCAMP	3. SOUNDCLOUD	4. YOUTUBE	5.SPOTIFY	6.AMAZON MUSIC	TOTAL PLAYS
Jan-23						0
Feb-23						0
Mar-23						0
Apr-23						0
May-23						0
Jun-23						0
Jul-23	0	61				61
Aug-23	0	237				237
Sep-23						
Oct-23						
Nov-23						
Dec-23						
<b>Total</b>	<b>0</b>	<b>298</b>	<b>0</b>			<b>298</b>



# 7. Bamboo Forest, Hawaii

1ST SEMESTER

PERIOD : FEB 2023 - AUG 2023

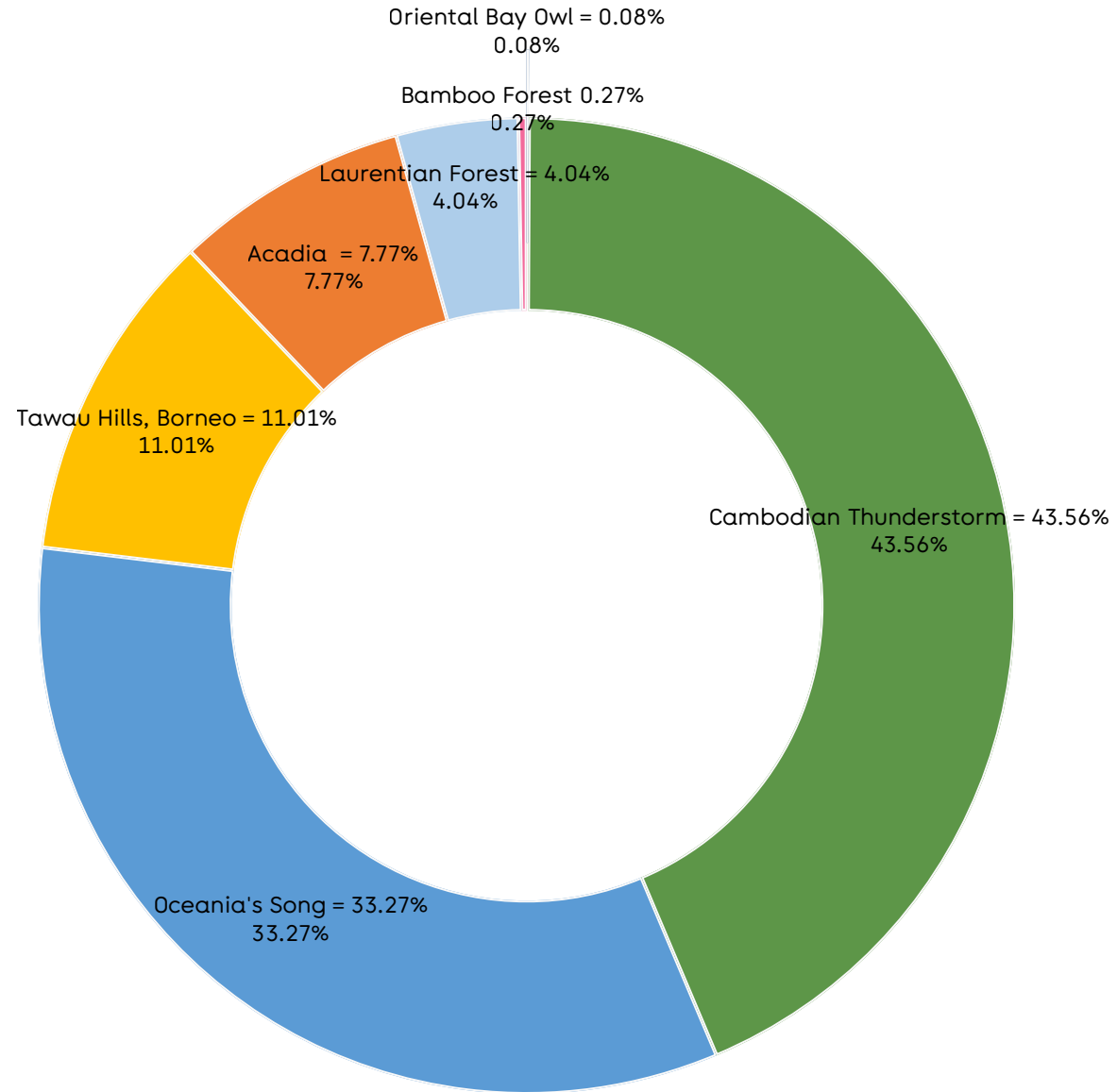
## TRACKS PERFORMANCE BREAKDOWN



Track 7 >	Bamboo Forest, Hawaii					
2023	2. BANDCAMP	3. SOUNDCLLOUD	4. YOUTUBE	5.SPOTIFY	6.AMAZON MUSIC	TOTAL PLAYS
Jan-23						0
Feb-23						0
Mar-23						0
Apr-23						0
May-23						0
Jun-23						0
Jul-23						0
Aug-23	0	20				20
Sep-23						
Oct-23						
Nov-23						
Dec-23						
<b>Total</b>	<b>0</b>	<b>20</b>	<b>0</b>			<b>20</b>

TRACK SUMMARY ANALYTICS  
TOTAL PLAYS ACROSS ALL PLATFORMS

- Oriental Bay Owl = 0.08%
- Cambodian Thunderstorm = 43.56%
- Oceania's Song = 33.27%
- Tawau Hills, Borneo = 11.01%
- Acadia = 7.77%
- Laurentian Forest = 4.04%
- Bamboo Forest 0.27%



# Wildlife Funds Raised

Donations to WCO's based on play percentage share and funds received from Patreon + Bandcamp + Events



No wildlife cause for this region was responsive to our cause, so we have allocated to this pot to our tools library.



	Wildlife alliance	Wildlife alliance	Captain Paul Watson 50% / Oceania Project 50%	1Stop Borneo	NO WCO - Attribute to tools	www.raincoast.org	Hawai'i Wildlife Center	TOTAL
	Oriental Bay Owl, Cambodia	Cambodian Thunderstorm	Oceania's Song Australia	Tawau Hills, Borneo	Acadia, Maine USA	Laurentian Forest, Canada	Bamboo Forest, Hawaii	
Total Number of Plays across all platforms	6	3,216	2,456	813	574	298	20	7,383
Plays in percentages %	0.08%	43.56%	33.27%	11.01%	7.77%	4.04%	0.27%	100.00%
Patreon Subscribers @20 £'S SPLIT	£0.16	£86.52	£66.08	£21.87	£15.29	£8.02	£0.54	£198.48
Online Workshop Events Donations				£4.00				£4.00
Bandcamp Purchases	0	£6.90	£1.20					£8.10
<b>Total to WCO</b>	<b>£0.16</b>	<b>£93.58</b>	<b>£67.28</b>	<b>£21.87</b>	<b>£15.29</b>	<b>£8.02</b>	<b>£0.54</b>	<b>£210.58</b>
	50% Split for Captian Paul Watson / Oceania Project >>		£33.64					

Patreon WCO Amount received	1% of £198.62
£198.62	£1.98622

Track Analytics Report 2023

# Appendix

# Website Analytics

TRACK ANALYTICS REPORT 2023 | SEMESTER 01

WEBSITE ANALYTICS  
VISTORS

PERIOD

ALL TIME  
FEB 2023 - AUG 2023

Traffic by Location Type

Select a time period is in the last 365 days   Select a measure is Unique visitors   Group by is City   Exclude bots is Yes





## WEBSITE ANALYTICS VISTORS

### PERIOD

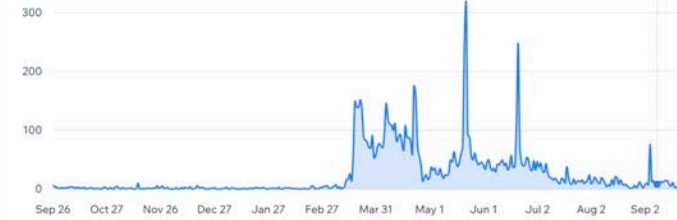
ALL TIME  
FEB 2023 - AUG 2023

## Traffic Overview

Last 365 days (Sep 26, 2022 - Today) compared to previous period (Sep 26, 2021 - Sep 25, 2022)

Site sessions **8,737** ↑ 2,361% Unique visitors **5,026** ↑ 2,048% Avg. session duration **4m 6s** ↓ 54%

### Sessions over time



[See full report](#)

### Sessions by traffic source



[See full report](#)

### Avg. sessions by day



[See full report](#)

### Traffic insights

The most popular page visitors navigate to is: [/immersive-audio](#)  
[See all insights](#)

### New vs returning visitors



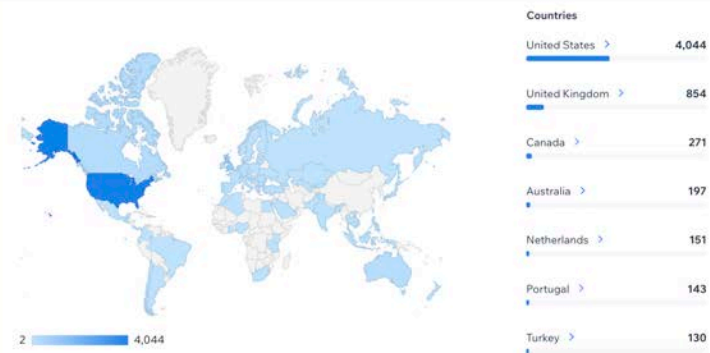
[See full report](#)

### Sessions by device



[See full report](#)

### Sessions by country



[See full report](#)

# Patreon Analytics

TRACK ANALYTICS REPORT 2023 | SEMESTER 01





PATREON ANALYTICS  
SALES

PERIOD

ALL TIME  
FEB 2023 - AUG 2023

In progress earnings in Sep 2023

£14.15



Monthly earnings details

Month	Attempted amount charged	Declines	Refunds	Payment fees	Platform fees	Earnings
Sep 2023 In progress	£18.94	£0.00	£0.00	-£3.25	-£1.54	£14.15
Aug 2023	£224.26	-£3.42	£0.00	-£21.24	-£17.77	£181.83
Jul 2023	£222.43	-£6.15	£0.00	-£20.77	-£17.39	£178.12
Jun 2023	£220.70	-£14.68	£0.00	-£20.11	-£16.56	£169.35
May 2023	£210.68	£0.00	£0.00	-£20.71	-£16.91	£173.06
Apr 2023	£177.27	£0.00	£0.00	-£15.90	-£14.22	£147.15
Mar 2023	£163.34	£0.00	£0.00	-£13.49	-£13.09	£136.76
Feb 2023	£9.00	£0.00	£0.00	-£1.44	-£0.72	£6.84
Jan 2023	£0.00	£0.00	£0.00	£0.00	£0.00	£0.00
Dec 2022	£0.00	£0.00	£0.00	£0.00	£0.00	£0.00
Nov 2022	£0.00	£0.00	£0.00	£0.00	£0.00	£0.00
Oct 2022	£0.00	£0.00	£0.00	£0.00	£0.00	£0.00
Sep 2022	£0.00	£0.00	£0.00	£0.00	£0.00	£0.00

# SoundCloud Analytics

TRACK ANALYTICS REPORT 2023 | SEMESTER 01



## SOUNDCLOUD ANALYTICS PLAYS

### PERIOD

ALL TIME  
FEB 2023 - AUG 2023

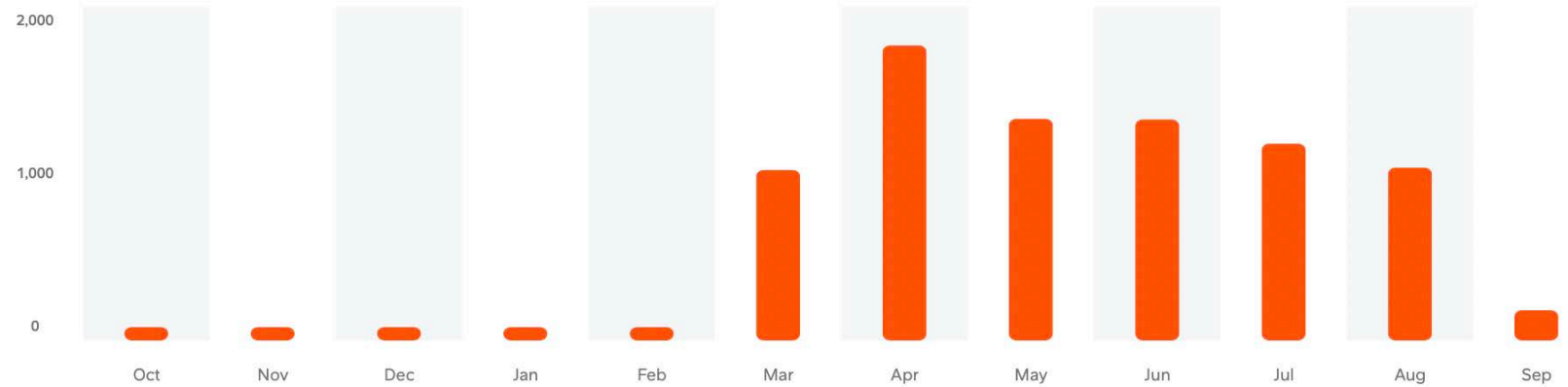
## Overview

Last 12 months

Hey Earth.echo.collective, you have 7,962 plays in the last 12 months

▶ 7,962 plays    ❤️ 302 likes    💬 27 comments    ↻ 19 reposts    ⬇️ 0 downloads

+5587% plays vs. previous 12 months



### Top tracks

See all




Last 12 months

-  **Cambodian Thunderstorm Cardamom Mountains SPATIAL AUDIO HEAI**  
▶ 3,218 plays
-  **Oceania's Song - Humpback Whales Australia SPATIAL AUDIO BINAUR**  
▶ 2,460 plays
-  **Tawau Hills Park, Borneo - SPATIAL AUDIO BINAURAL HEADSET EXPEI**  
▶ 835 plays

### Top listeners

See all

Last 12 months

-  **kaczyKND**  
▶ 131 plays    👤 2 followers
-  **yaz**  
▶ 127 plays    👤 1 follower
-  **Craig Burton**  
▶ 85 plays    👤 0 followers

SOUNDCLOUD ANALYTICS  
PLAYS

PERIOD  
ALL TIME  
FEB 2023 - AUG 2023



PERIOD

ALL TIME

FEB 2023 - AUG 2023

## Top Locations

[See all](#)

Cities Countries

Last 12 months



**London**

▶ 262 plays



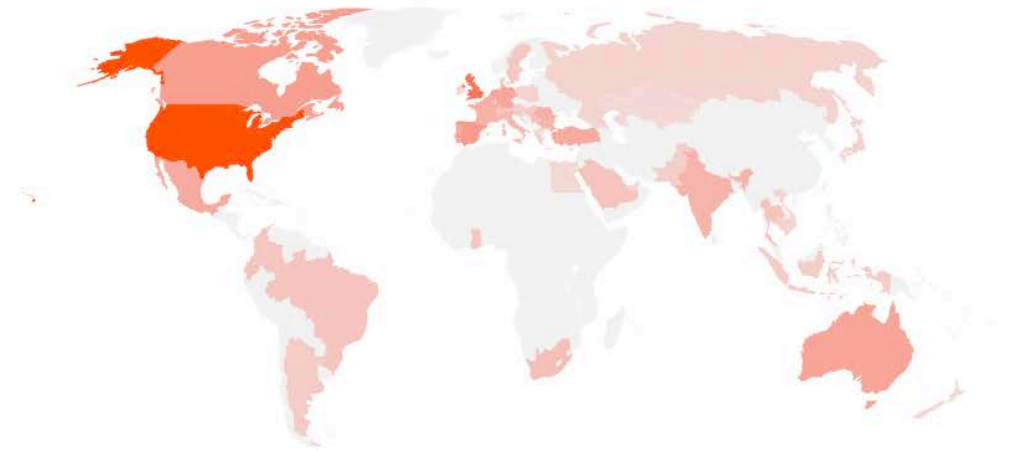
**North Springfield**

▶ 119 plays



**Enfield**

▶ 97 plays



SOUNDCLOUD ANALYTICS  
PLAYS

PERIOD

ALL TIME  
FEB 2023 - AUG 2023

## On SoundCloud

See all

Albums & Playlists Algorithms SoundCloud Apps

Last 12 months



### 20min Immersive Sound Journeys

Earth.echo.collective

▶ 109 plays



### Sound Affects

Earth.echo.collective

▶ 50 plays



### Healing Sounds

Bianca Balint

▶ 22 plays

## Other Sources

See all

Websites RSS Third-party Apps

Last 12 months



<https://tpa.wixapps.net>

▶ 1,734 plays



<https://w.soundcloud.com>

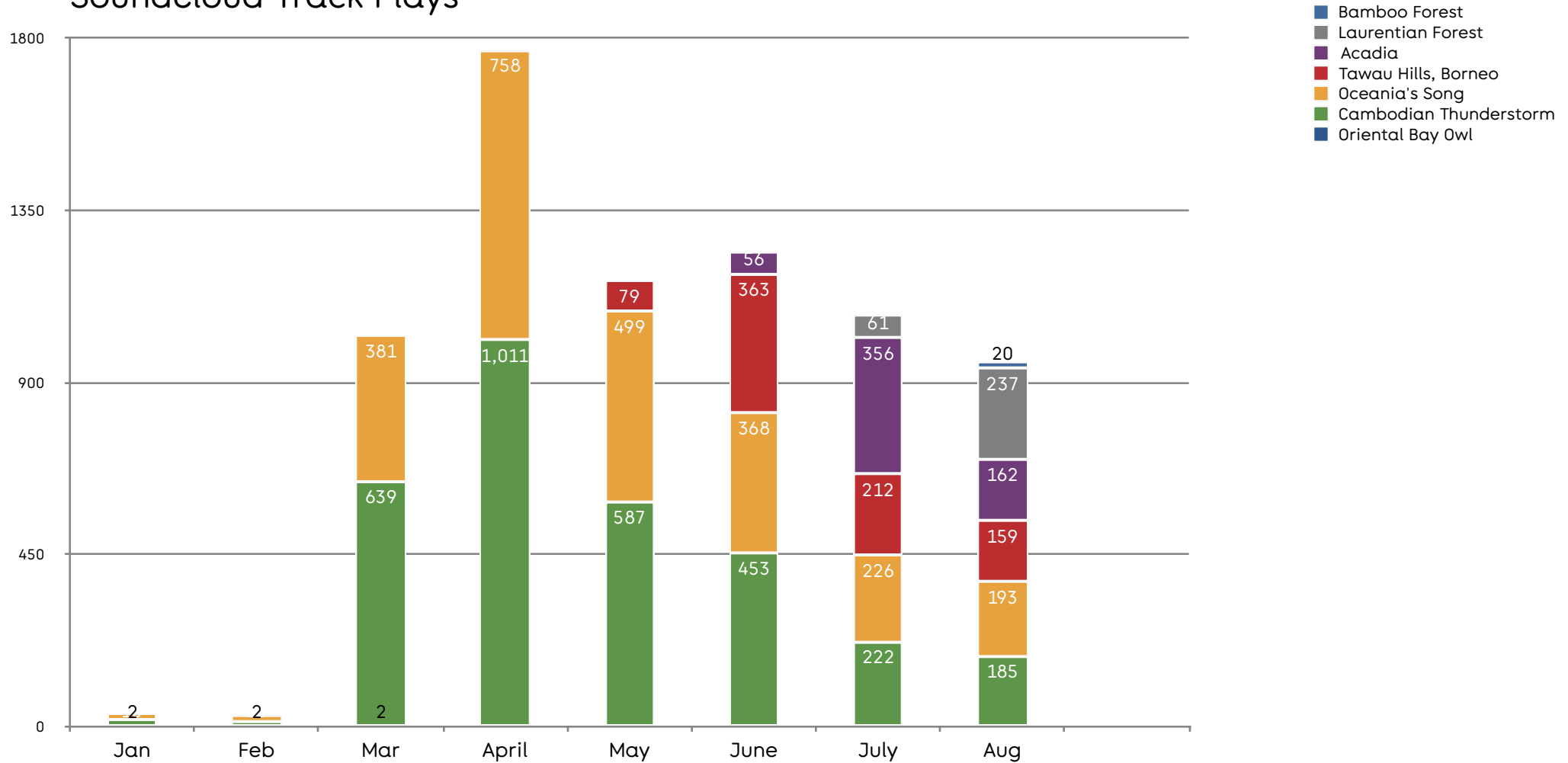
▶ 885 plays



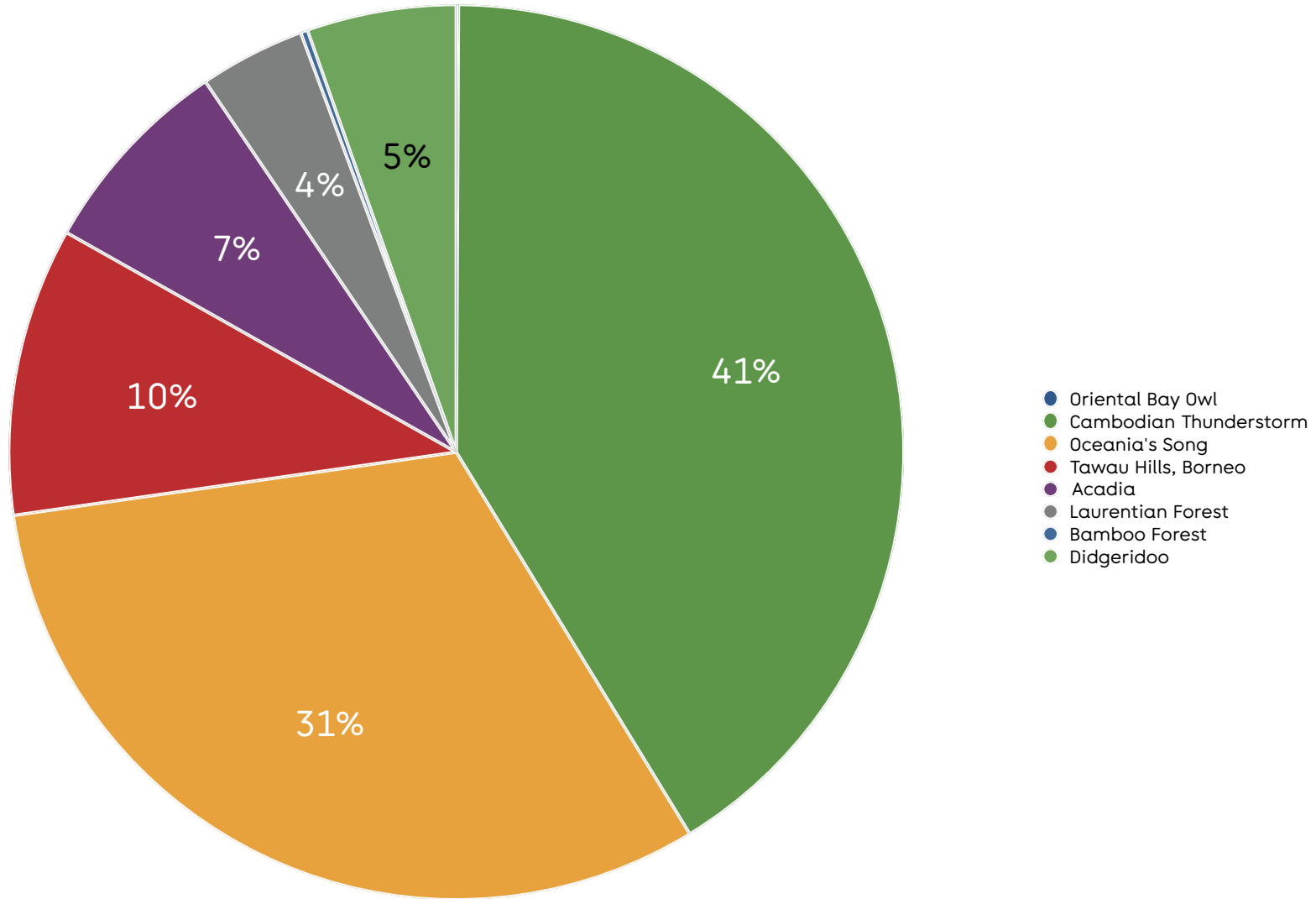
<https://on.soundcloud.com>

▶ 89 plays

## SoundCloud Track Plays



### SoundCloud Track Plays





# Bandcamp Analytics

TRACK ANALYTICS REPORT 2023 | SEMESTER 01

BANDCAMP ANALYTICS SALES

PERIOD

ALL TIME  
FEB 2023 - AUG 2023



Bandcamp Pro tells you the location of your paying fans down to the city, and lets you see the source of each sale (e.g., Twitter, Google, or a particular blog post) so you can hone your promotional efforts. [Get details...](#)

item	sales	purchases	downloads	shipping	tax
<b>Total sales and downloads</b>	<b>£40.50</b>	<b>5</b>	<b>2</b>	<b>£0.00</b>	<b>£0.00</b>
1. <a href="#">CAMBODIAN THUNDERSTORM, Cardamom Mountains (360° HEADSET EXPERIENCE)</a>	£34.50	4	2	£0.00	£0.00
2. <a href="#">Oceania's Song: Humpback Whales, Australia (360° HEADSET EXPERIENCE)</a>	£6.00	1	0	£0.00	£0.00

\* Digital downloads that are included with merch are shown on the digital item's line.


You can export your all-time sales from your [Tools page](#), and view your recent and upcoming payments on your [payment summary page](#).

Sales figures above do not account for Bandcamp's revenue share, payment processing fees, or refunds.

Plays Sales Sources Map

all-time 60 days 30 days 7 days today defender

July 18, 2022 - September 6, 2023 107 plays



track	plays	complete	partial	skip	in Bandcamp	from embeds
<b>Total plays</b>	<b>107</b>	28	47	32	107	
1. Oceania's Song: Humpback Whales, Australia (360° HEADSET EXPERIENCE)	27	7	15	5	27	
2. CAMBODIAN THUNDERSTORM, Cardamom Mountains (360° HEADSET EXPERIENCE)	26	10	10	6	26	
3. Oriental Bay Owl (360° HEADSET EXPERIENCE)	15	4	6	5	15	
4. Tawau Hills Park, Sabah Borneo (360° HEADSET EXPERIENCE)	12	2	5	5	12	
5. Acadia National Park, Maine, USA (360° HEADSET EXPERIENCE)	11	2	4	5	11	
6. Oceania's Song - Captain Paul Watson Foundation	8	1	4	3	8	
7. Laurentian Forest, Canada [360° Headset Experience]	7	1	3	3	7	
8. Bamboo Forest, Hawaii [360° Headset Experience]	1	1	0	0	1	

A "complete" play means the track was played past the 90% mark. A "partial" play means the track was played past the 10% mark, but stopped before the 90% mark. A "skip" means the track was stopped before the 10% mark.

Your own plays (while logged in) don't count toward your stats.

Stats are calculated based on [Coordinated Universal Time](#) (UTC).

Plays Sales Sources Map

all-time 60 days 30 days 7 days today

July 18, 2022 - September 6, 2023 175 visits



from top ten / all count

Source	Count
<b>Total visits</b>	<b>175</b>
1. Direct (bookmarks, instant messages, etc.)	92
2. <a href="#">linktr.ee</a>	53
3. Google search	7
4. <a href="#">mail.paulwatsonfoundation.org</a>	3
5. Bandcamp fan page <a href="#">francisco78</a>	3
6. <a href="#">trello.com</a>	2
7. Bandcamp search	2
8. Bandcamp artist <a href="#">chitrecords</a>	2
9. <a href="#">youtube.com</a> <a href="#">www.youtube.com</a>	1
10. <a href="#">instagram.com</a>	1

all-time 60 days 30 days 7 days today

August 8, 2023 - September 6, 2023 0 visits



from count

<b>Total plays from embedded players</b>	<b>0</b>
--	----------

# YouTube Analytics

TRACK ANALYTICS REPORT 2023 | SEMESTER 01



Channel

Earth Echo Collective



COMPARE TO...

Filter

Jan 1 - Sep 7, 2023

2023

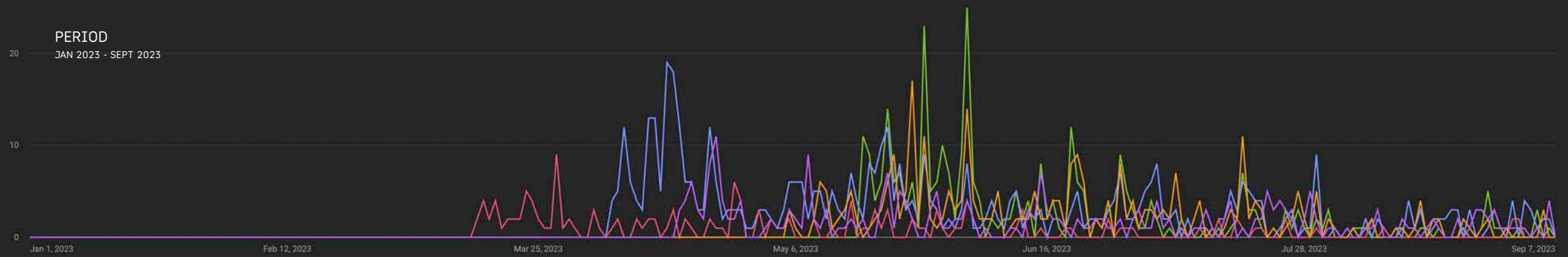
- Content
- Traffic source
- Geography
- Cities
- Viewer age
- Viewer gender
- Date
- Subscription status
- Subscription source
- Content type
- Playlist
- Device type
- More

Views by: Content Select secondary metric

Line chart Daily

# YOUTUBE ANALYTICS PLAYS

PERIOD  
JAN 2023 - SEPT 2023



Content	Views ↓	Watch time (hours)	Subscribers	Impressions	Impressions click-through rate
<b>Total</b>	<b>2,330</b>	<b>162.3</b>	<b>254</b>	<b>15,736</b>	<b>7.3%</b>
19:31 <b>Cambodian Thunderstorm, Cardamom Mountains (360° HE...</b>	517 22.2%	86.0 53.0%	18 7.1%	3,291	9.1%
21:15 <b>Oceania's Song: Humpback Whales Australia (360° HE...</b>	310 13.3%	26.3 16.2%	6 2.4%	1,363	10.5%
5:00 <b>Earth Echo SoundAfx: Grounding Didgeridoo Sound Ma...</b>	303 13.0%	8.2 5.1%	7 2.8%	800	7.9%
0:29 <b>The Cambodian Rainforest BONUS track: The Oriental ...</b>	258 11.1%	1.2 0.7%	0 0.0%	2,756	6.1%
4:06 <b>Earth Echo Collective</b>	152 6.5%	4.6 2.8%	11 4.3%	839	6.7%
1:01 <b>The Earth has music for those that listen. Earth Day 20...</b>	122 5.2%	1.1 0.7%	4 1.6%	776	8.8%
1:02 <b>Earth Echo - Amplifying Nature's Resonance with Imme...</b>	95 4.1%	0.8 0.5%	8 3.2%	780	5.6%
1:06 <b>EE Oceania's Song Teaser</b>	93 4.0%	0.9 0.5%	0 0.0%	517	8.1%
20:05 <b>Acadia National Park, Maine USA (360° HEADSET EXP...</b>	88 3.8%	6.7 4.2%	2 0.8%	1,587	4.3%



Channel

Earth Echo Collective

COMPARE TO...



Filter

Jan 1 - Sep 7, 2023

2023

- Content
- Traffic source
- Geography
- Cities
- Viewer age
- Viewer gender
- Date
- Subscription status
- Subscription source
- Content type
- Playlist
- Device type
- More

Views by: Content





Watch time (hours) by: Content

Line chart

Monthly



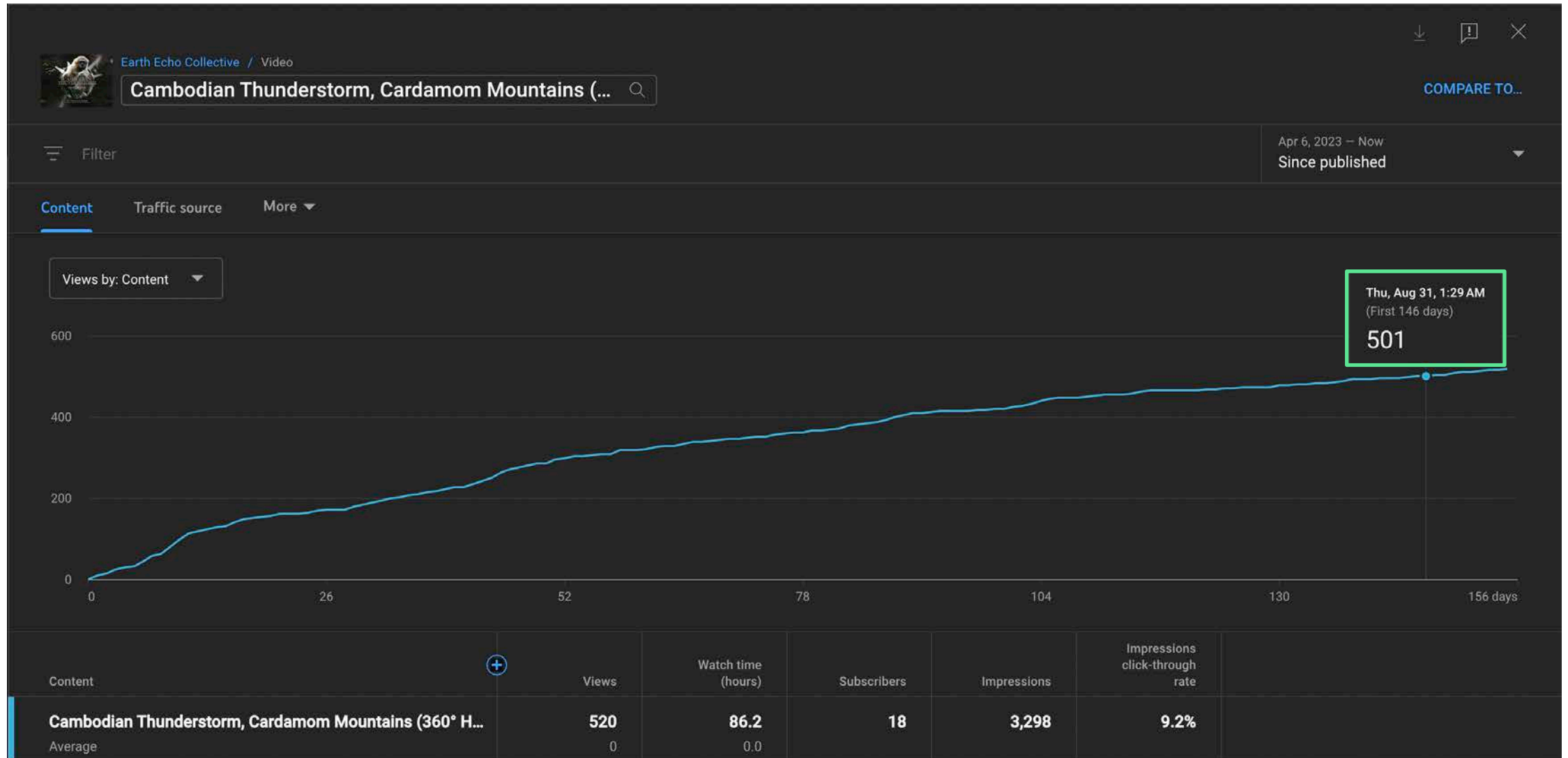
Content	Views ↓	Watch time (hours)	Subscribers	Average view duration	Impressions	Impressions click-through rate
<b>Total</b>	<b>2,330</b>	<b>162.3</b>	<b>254</b>	<b>4:10</b>	<b>15,736</b>	<b>7.3%</b>
Cambodian Thunderstorm, Cardamom Mountains (360° HE...	517 22.2%	86.0 53.0%	18 7.1%	9:59	3,291	9.1%
Oceania's Song: Humpback Whales Australia (360° HE...	310 13.3%	26.3 16.2%	6 2.4%	5:05	1,363	10.5%
Earth Echo SoundAfx: Grounding Didgeridoo Sound Ma...	303 13.0%	8.2 5.1%	7 2.8%	1:37	800	7.9%
The Cambodian Rainforest BONUS track: The Oriental ...	258 11.1%	1.2 0.7%	0 0.0%	0:16	2,756	6.1%
Earth Echo Collective	152 6.5%	4.6 2.8%	11 4.3%	1:49	839	6.7%
The Earth has music for those that listen. Earth Day 20...	122 5.2%	1.1 0.7%	4 1.6%	0:32	776	8.8%
Earth Echo - Amplifying Nature's Resonance with imme...	95 4.1%	0.8 0.5%	8 3.2%	0:31	780	5.6%
EE Oceania's Song Teaser	93 4.0%	0.9 0.5%	0 0.0%	0:33	517	8.1%
Acadia National Park, Maine USA (360° HEADSET EXP...	88 3.8%	6.7 4.2%	2 0.8%	4:35	1,587	4.3%
Earth Echo SoundAfx : Urban vs Nature Sounds	70 3.0%	0.6 0.4%	0 0.0%	0:32	606	6.9%
SoundAfx: Songs and Calls of the Humpback Whales	69 3.0%	0.8 0.5%	1 0.4%	0:41	808	3.5%
Tawau Hills Park, Borneo (360° HEADSET EXPERIENCE)	56 2.4%	6.0 3.7%	1 0.4%	6:27	378	11.9%
Acadia National Park - June 2023 [NEW 360° HEADSET...	43 1.9%	0.4 0.2%	2 0.8%	0:30	427	4.7%
Laurentian Forest, Canada - June 2023 [NEW 360° HEA...	43 1.9%	0.3 0.2%	1 0.4%	0:28	399	6.3%

Content	Views ↓	Watch time (hours)	Subscribers	Average view duration	Impressions	Impressions click-through rate
<b>Total</b>	<b>2,330</b>	<b>162.3</b>	<b>254</b>	<b>4:10</b>	<b>15,736</b>	<b>7.3%</b>
 19:31 Cambodian Thunderstorm, Cardamom Mountains (360...	517 22.2%	86.0 53.0%	18 7.1%	9:59	3,291	9.1%
 21:15 Oceania's Song: Humpback Whales Australia (360° HE...	310 13.3%	26.3 16.2%	6 2.4%	5:05	1,363	10.5%
 5:00 Earth Echo SoundAfx: Grounding Didgeridoo Sound Ma...	303 13.0%	8.2 5.1%	7 2.8%	1:37	800	7.9%
 0:29 The Cambodian Rainforest BONUS track: The Oriental ...	258 11.1%	1.2 0.7%	0 0.0%	0:16	2,756	6.1%
 4:06 Earth Echo Collective	152 6.5%	4.6 2.8%	11 4.3%	1:49	839	6.7%
 1:01 The Earth has music for those that listen. Earth Day 20...	122 5.2%	1.1 0.7%	4 1.6%	0:32	776	8.8%
 1:02 Earth Echo - Amplifying Nature's Resonance with imme...	95 4.1%	0.8 0.5%	8 3.2%	0:31	780	5.6%
 1:06 EE Oceania's Song Teaser	93 4.0%	0.9 0.5%	0 0.0%	0:33	517	8.1%
 20:05 Acadia National Park, Maine USA (360° HEADSET EXP...	88 3.8%	6.7 4.2%	2 0.8%	4:35	1,587	4.3%
 0:57 Earth Echo SoundAfx : Urban vs Nature Sounds	70 3.0%	0.6 0.4%	0 0.0%	0:32	606	6.9%
 1:06 SoundAfx: Songs and Calls of the Humpback Whales	69 3.0%	0.8 0.5%	1 0.4%	0:41	808	3.5%
 20:09 Tawau Hills Park, Borneo (360° HEADSET EXPERIENCE)	56 2.4%	6.0 3.7%	1 0.4%	6:27	378	11.9%
 0:46 Acadia National Park - June 2023 [NEW 360° HEADSET...	43 1.9%	0.4 0.2%	2 0.8%	0:30	427	4.7%
 0:48 Laurentian Forest, Canada - June 2023 [NEW 360° HEA...	43 1.9%	0.3 0.2%	1 0.4%	0:28	399	6.3%



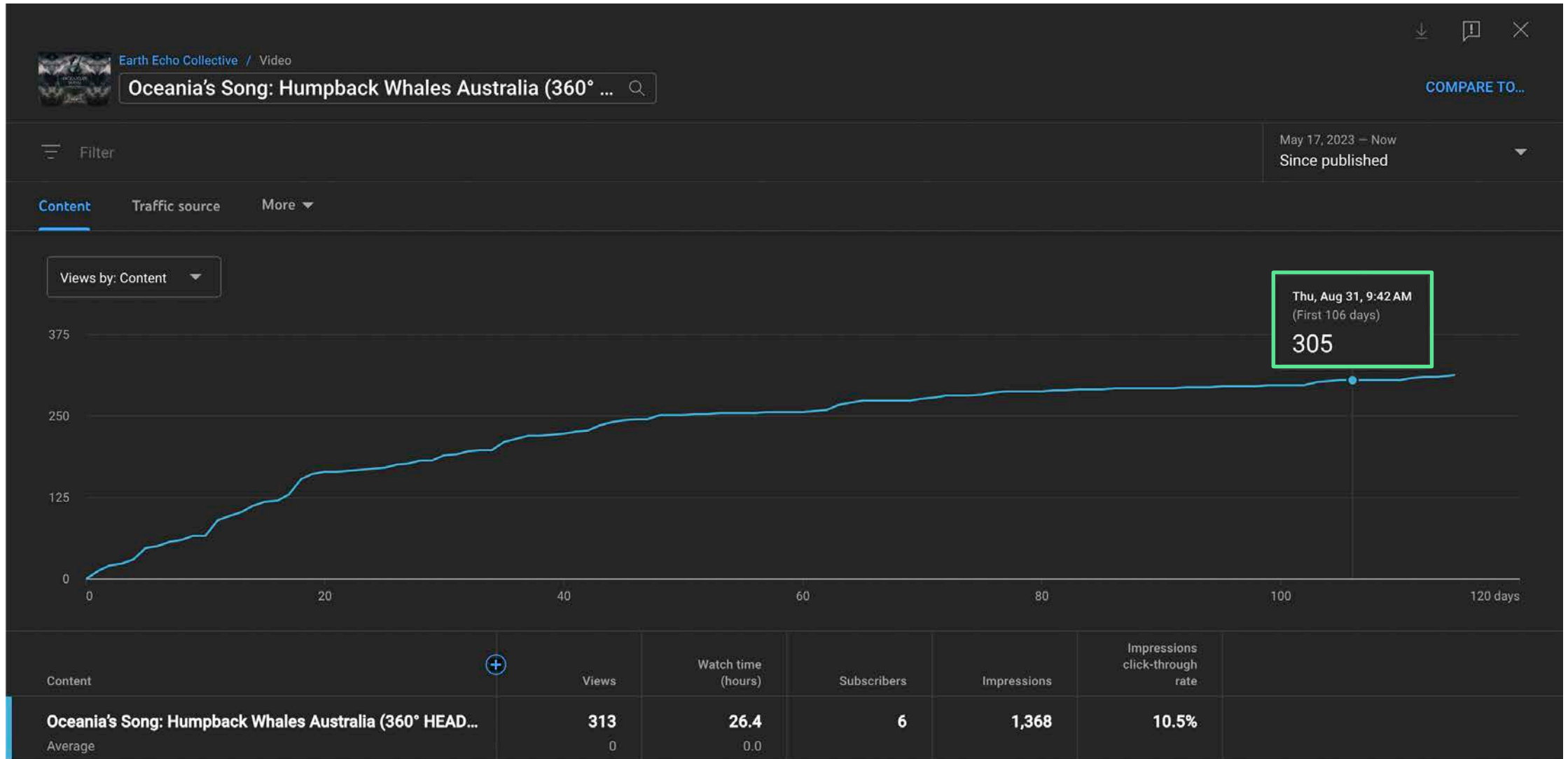
CAMBODIAN THUNDERSTORM

TOTAL PLAYS SINCE PUBLISHED UNTIL END OF AUG = 501



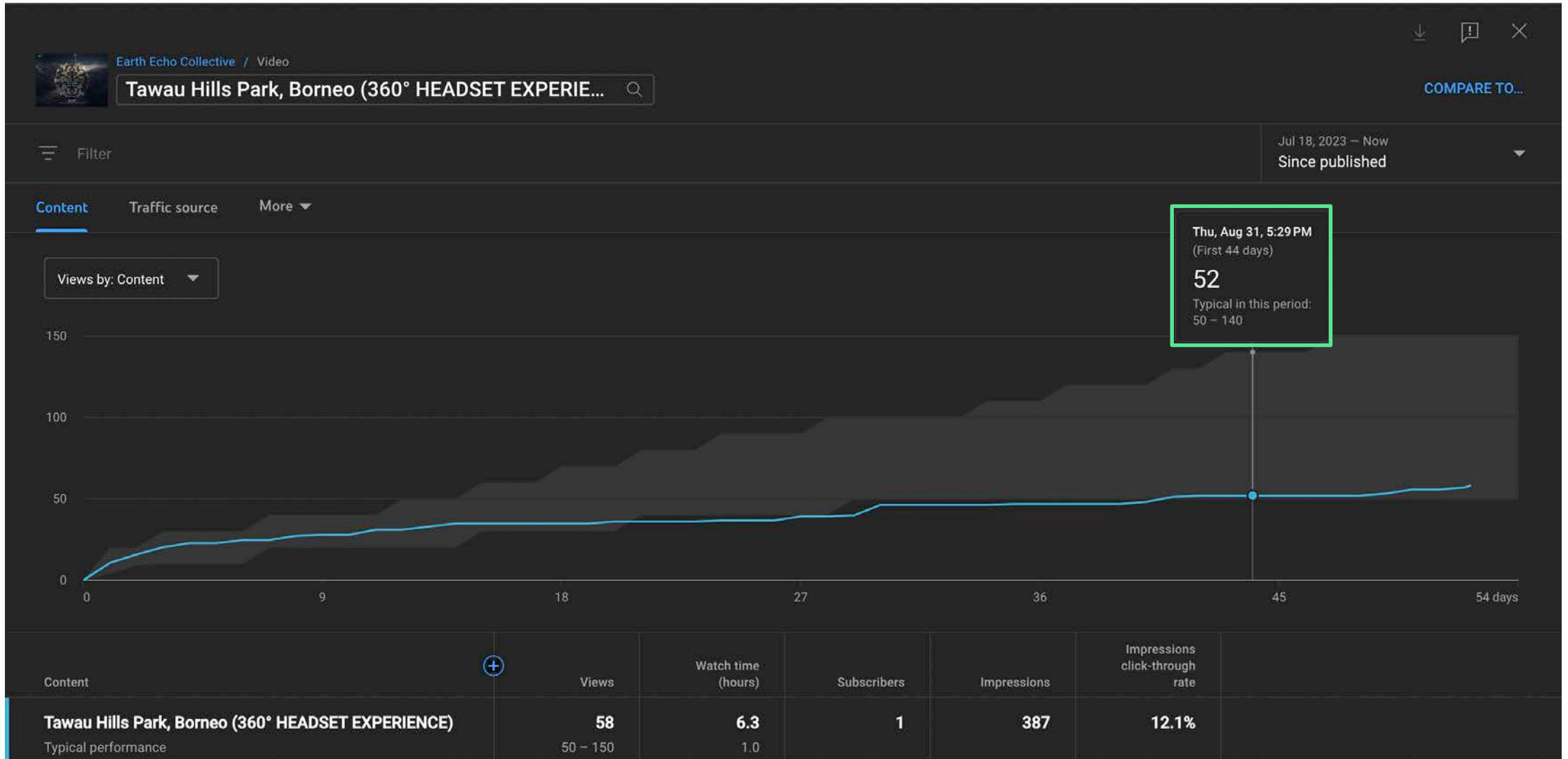
CAMBODIAN THUNDERSTORM

TOTAL PLAYS SINCE PUBLISHED UNTIL END OF AUG = 305



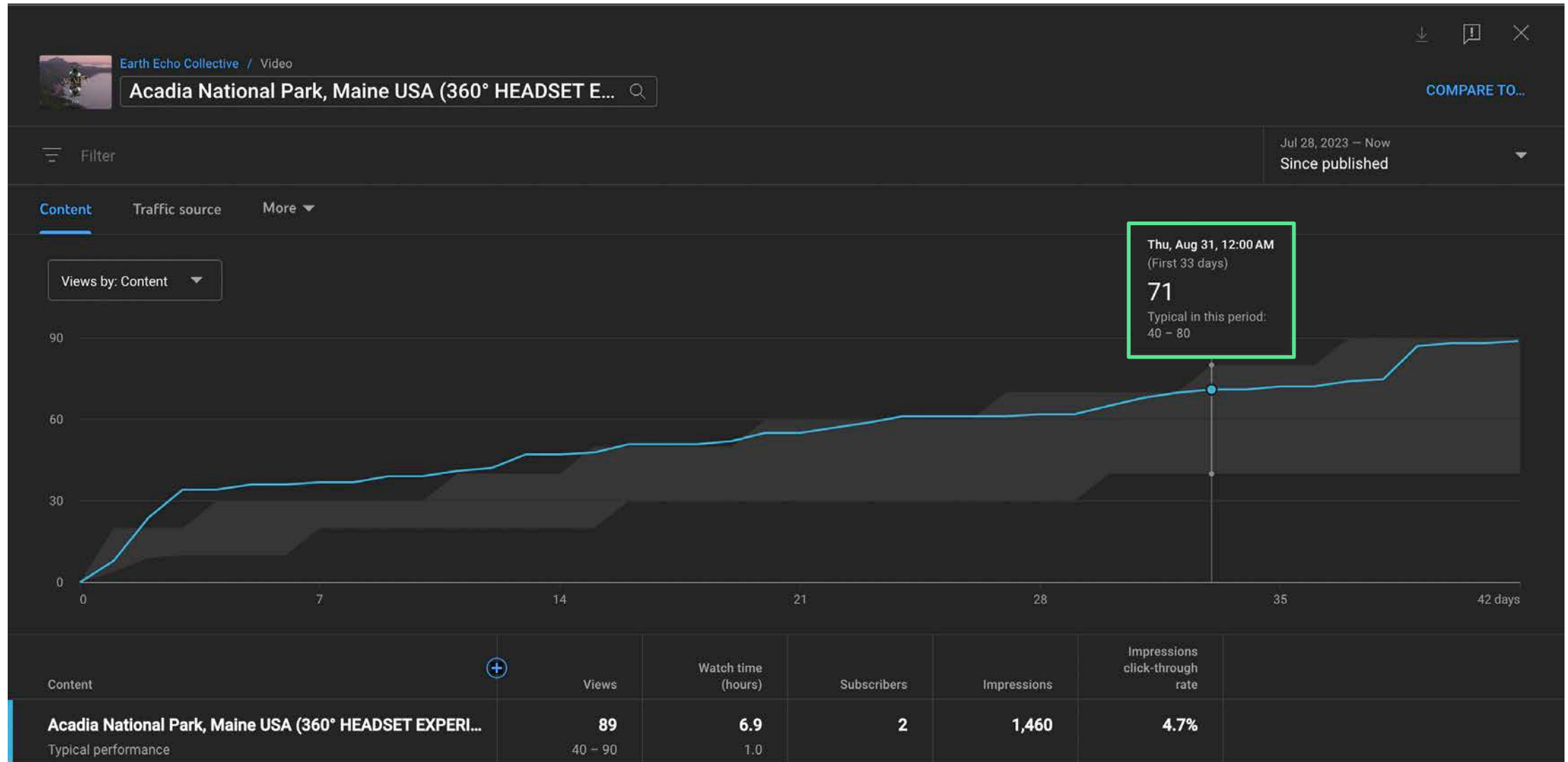
TAWAU HILLS, BORNEO

TOTAL PLAYS SINCE PUBLISHED UNTIL END OF AUG = 52



ACADIA NATIONAL PARK

TOTAL PLAYS SINCE PUBLISHED UNTIL END OF AUG = 71



# Spotify Analytics

TRACK ANALYTICS REPORT 2023 | SEMESTER 01



Song

# Oceania's Song: Humpback Whales, Australia (360° HEADSET EXPERIENCE)

Add Canvas

All-time streams  
**< 1000**

Release date  
**Apr 4, 2023**

Overview Source of streams Location Playlists

## Stats this period

Sep 11, 2022 - Sep 10, 2023 · Worldwide



Worldwide

Last 12 months

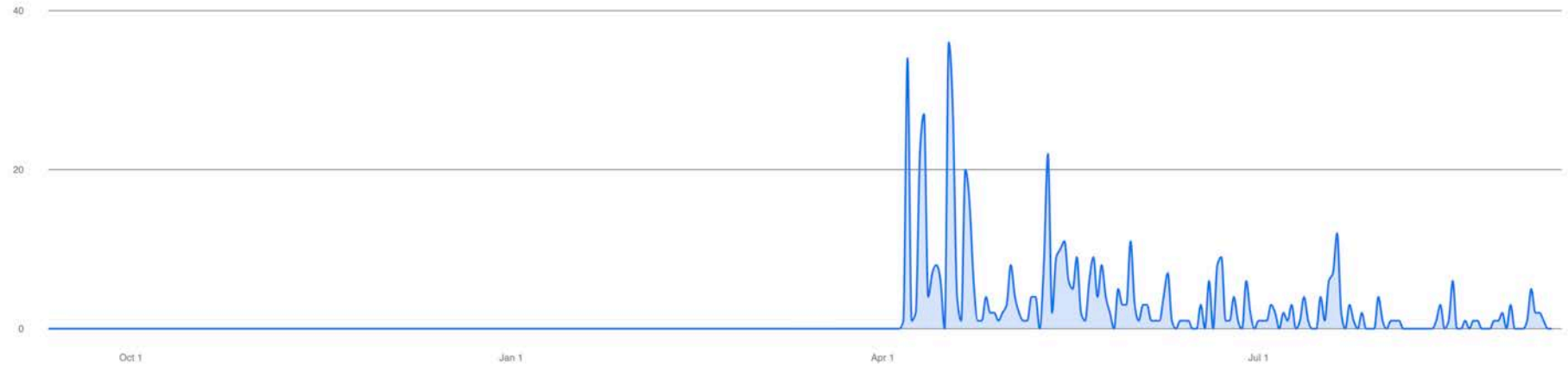
Streams  
**569**

Listeners  
**168**

Streams / Listener  
**3.387**

Playlist adds  
**15**

Saves  
**31**



Streams · Sep 11, 2022 - Sep 10, 2023

Previous Period

This Period

Change

Worldwide

—

569

—

The end